

ELECTRONIC SYSTEM PROTECTION

ESP D1 Series

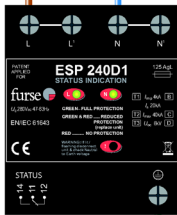
(Single Phase) System Protection

Combined Type 1, 2 and 3 tested protector (to BS EN 61643) for use on the main distribution board, particularly where structural Lightning Protection System (LPS) is employed, for equipotential bonding. For use at the boundaries up to LPZ 0 to protect against flashover (typically the main distribution board location) through to LPZ 3 to protect electrical equipment from damage.




ESP D1 (Single Phase)


• Parallel Connection ESP 240 D1 (fuses not shown for clarity)



- Very low let-through voltage (enhanced protection to BS EN 62305) between all sets of conductors (phase to neutral, phase to earth, neutral to earth – full Mode protection)
- Full mode design capable of handling partial lightning currents as well as allowing continual operation of protected equipment
- Repeated protection in lightning intense environments
- Innovative multiple thermal disconnect technology for safe disconnection from faulty or abnormal supplies
- Three way visual indication of protection status and advanced pre-failure warning so you need never be unprotected
- Remote indication facility allows pre-failure warning to be linked to a building management systems, buzzer or light
- Changeover active volt-free contact enables the protector to be used to warn of phase loss (i.e power failure, blown fuse etc)
- Flashing warning of potentially fatal neutral to earth supply faults (due to incorrect earthing, wiring errors or unbalanced conditions)
- Through terminal facility allows series connection on low current supplies to eliminate high additive voltage associated with connecting lead on units installed in parallel
- Compact space saving DIN housing



• Series Connection ESP 240 D1 (fuses not shown for clarity)



Short Circuit Withstand Capability: 25 kA, 50 Hz

Frequency Range: 47-63 Hz

Max. Back-up Fuse: 125 A

Leakage Current (to earth): <250 μ A

Indicator Circuit Current: <10 mA

Volt Free Contact²: Screw Terminal / Current rating 1 A / Nominal Voltage (RMS) 250 V

Temperature Range: -40°C to +80°C

Connection Type: Screw Terminal (Max Torque 4.5Nm)

Conductor Size (stranded): 25mm²

Earth Connection: Screw Terminal (Max Torque 4.5Nm)

Volt Free Contact: Connect via screw terminal with conductor up to 1.5mm² (stranded)

Protection: IP20

Code	Description	Nom Voltage	Max Voltage	Temporary	Working Voltage (RMS)	WBX Enclosure Size	Weight (Kg)
		Phase Neutral U _o (RMS)	Phase Neutral U _c (RMS)	Overvoltage TOV U ¹			
ESP240D1	Single phase, full mode	240 V	280 V	350 V	200 - 280 V	WBX D4	0.40