


## MANUAL TENSIONING TOOL

# Cable Tie Tools


Remora offers a wide range of manual tooling for both nylon and stainless steel cable ties. Available from the basic manual tensioning hook through to adjustable tension and automatic cut off features.



### Manual Tensioning Tool (Stainless Ties)

Tensions and cuts off Stainless Steel Ties up to 12.7mm wide regardless of material or coating.

**Material:** Steel



Code	Description
------	-------------

KE9222	Metal tool designed for coated or uncoated Stainless Steel cable ties up to 0.3mm and up to 12.7mm width. Once the desired tension is reached the tool has a manual lever to cut off tail excess tie length.
--------	--

**STEP 1:** Place the cable tie around the object to be secured.

**STEP 2:** Insert the tail through the slot and into the jaw and tension by repeatedly pressing the tool handles together.

**STEP 3:** After tensioning, pull the silver cutting level upwards. This will shear off the tail neatly next to the cable tie buckle.




**Stainless**

### Manual Tensioning Hook

Used to tension Buckle Lock Ties.

**Material:** Steel



Code	Description
------	-------------

AE2011	Hand tensioning hook for reusable cable ties
--------	--