

PRE-INSULATED RING TERMINALS | Ident & Terminals

PRE-INSULATED CRIMP TERMINALS



Pre-Insulated Fork Terminals

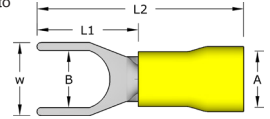
Fork terminals, are designed to behave similarly to ring terminals but with a fork shaped end that allows the terminal to be installed or removed in tight spaces.

Temperature Range: -10°C to 75°C

Material: Tin Plated Copper / Vinyl Insulation

Voltage: 600V

Colour: Red, Blue, Yellow



Code	Colour	Range mm ²	ID (A)	ID (B)	Length (L1)	Length (L2)	Width (W)	Pack QTY
RF32	Red - 19A Max	0.5-1.5	1.7	3.3	10.0	21.0	5.7	100
RF37		0.5-1.5	1.7	3.8	10.0	21.0	5.7	100
RF43		0.5-1.5	1.7	4.4	10.0	21.0	6.4	100
RF53		0.5-1.5	1.7	5.4	10.0	21.0	8.1	100
RF64		0.5-1.5	1.7	6.6	10.0	21.0	9.5	100
BF32		Blue - 27A Max	1.5-2.5	2.3	3.3	10.0	21.0	5.7
BF37	1.5-2.5		2.3	3.8	10.0	21.0	5.7	100
BF43	1.5-2.5		2.3	4.4	10.0	21.0	6.4	100
BF53	1.5-2.5		2.3	5.4	10.0	21.0	8.1	100
BF64	1.5-2.5		2.3	6.6	10.0	21.0	9.3	100
YF37	Yellow - 48A Max		4.0-6.0	3.4	3.8	13.0	25.5	8.3
YF43		4.0-6.0	3.4	4.4	13.0	25.5	8.3	100
YF53		4.0-6.0	3.4	5.4	13.0	25.5	9.0	100
YF64		4.0-6.0	3.4	6.6	13.0	25.5	9.0	100



Pre-Insulated Blade Terminals

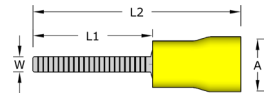
A blade connector is a type of single wire connection using a flat conductive blade which is inserted into a blade receptacle.

Temperature Range: -10°C to 75°C

Material: Tin Plated Copper / Vinyl Insulation

Voltage: 600V

Colour: Red, Blue, Yellow



Code	Colour	Range mm ²	ID (A)	Length (L1)	Length (L2)	Width (W)	Pack QTY
RB2318	Red - 19A Max	0.5-1.5	1.7	18.0	28.0	2.2	100
BB2318	Blue - 27A Max	1.5-2.5	2.3	18.0	28.0	2.2	100
YB2818	Yellow - 48A Max	4.0-6.0	3.4	18.0	31.0	2.8	100



Pre-Insulated Pin Terminals

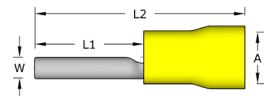

Wire Pin Terminals offer quick and easy connections in applications where set screws or clamps are used to make electrical contact with the wire

Temperature Range: -10°C to 75°C

Material: Tin Plated Copper / Vinyl Insulation

Voltage: 600V

Colour: Red, Blue, Yellow



Code	Colour	Range mm ²	ID (A)	Length (L1)	Length (L2)	Width (W)	Pack QTY
RP1912	Red - 19A Max	0.5-1.5	1.7	12.0	21.8	1.9	100
BP1912	Blue - 27A Max	1.5-2.5	2.3	12.0	21.8	1.9	100
YP2914	Yellow - 48A Max	4.0-6.0	3.4	13.0	26.0	2.8	100